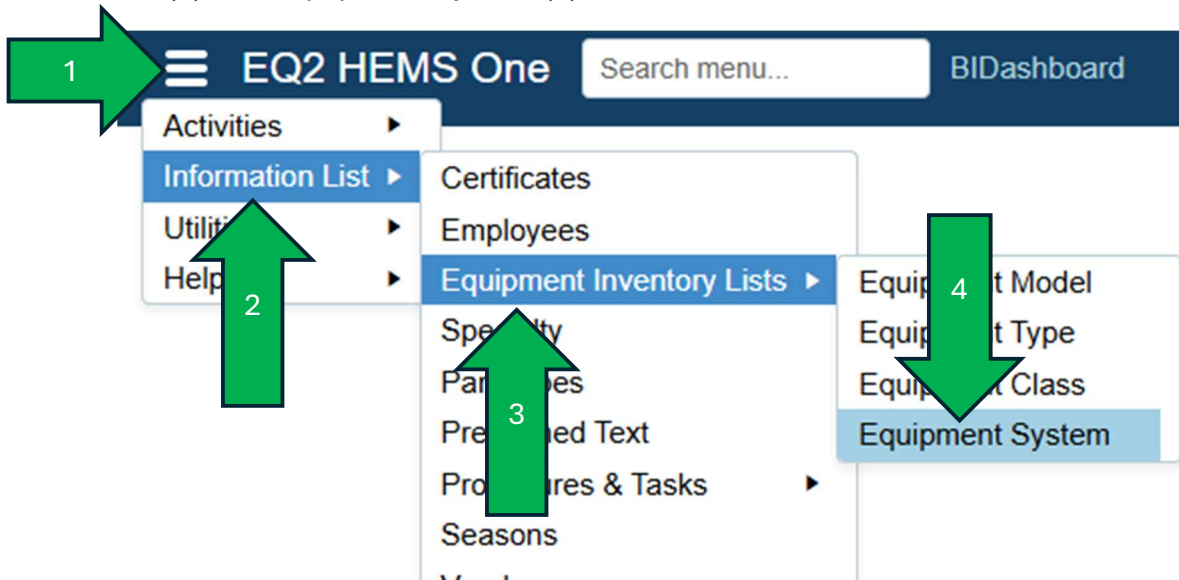


HEMS One: Equipment System




To access Equipment System records, click on the hamburger menu in the upper left of the HEMS One window (1), select the Information Lists menu (2), the Equipment Inventory Lists submenu (3), and Equipment System (4).

A screenshot of the 'Equipment System Add/Edit' form. The title bar is blue with a checkmark, lock, and close icon. The form has a 'System' field with the text 'Laboratory Clinical Pathology' and an 'Active' checkbox that is checked. Below is a 'Notes' field with a text area and three icons: a clock, a magnifying glass, and a list icon.

System: The Equipment System name.

Active checkbox: if this box is checked, the Equipment System record is active.

Notes: This is an open text field.

- To add a timestamp to the Notes field, use the clock icon to the right of the field .
- To expand the Notes field, use the Show Expanded View icon .
- To use predefined text in the Notes field, use the Predefined Text icon .