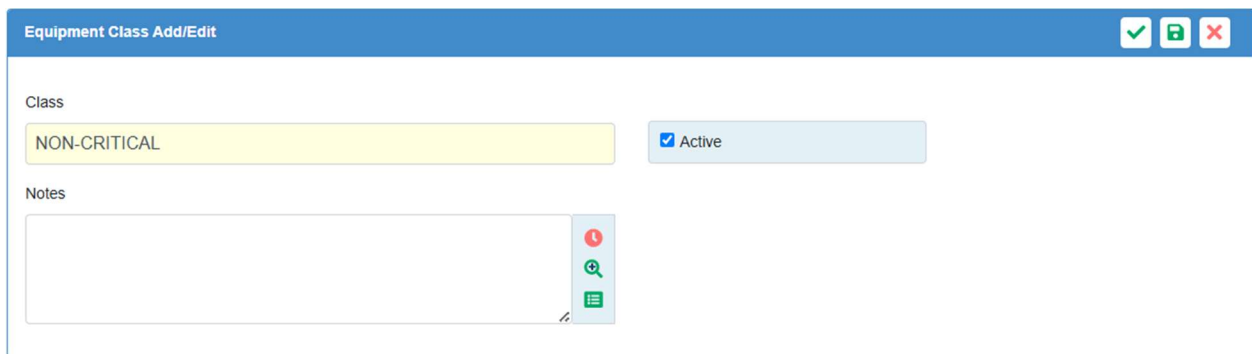
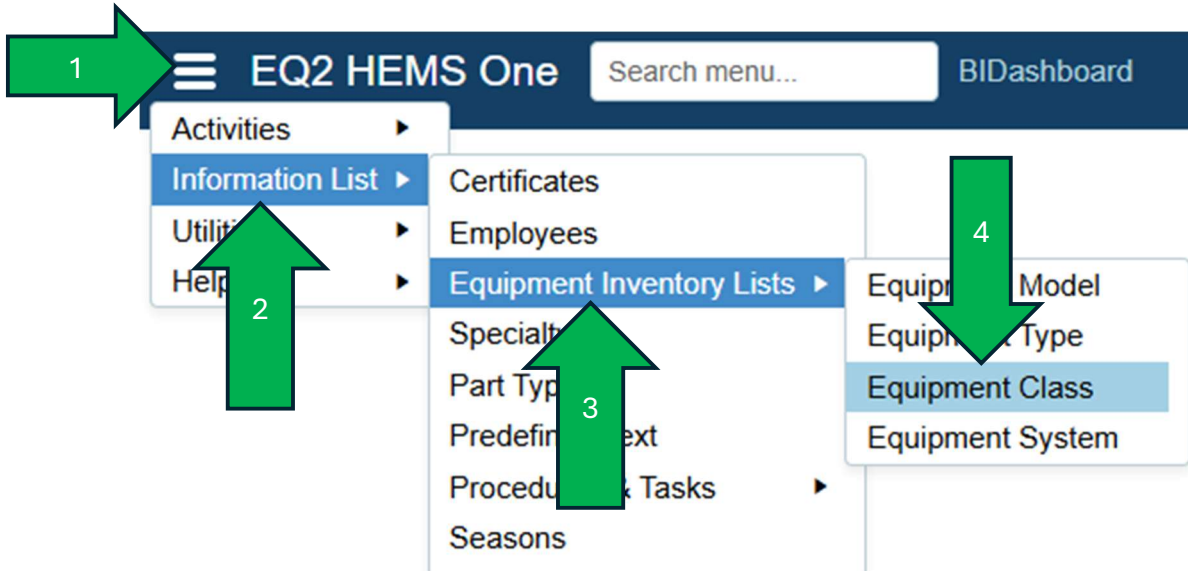


HEMS One: Equipment Class




To access Equipment Class records, click on the hamburger menu in the upper left corner of the main HEMS One screen (1), then select the Information Lists menu (2), followed by the Equipment Information submenu (3), and Equipment Class (4).



Class: The name of the equipment class.

Active checkbox: If this box is checked, the Class record is Active.

Notes: This is an open text field.

- a. To add a timestamp to the Notes field, use the clock icon to the right of the field .
- b. To expand the Notes field, use the Show Expanded View icon .
- c. To use predefined text in the Notes field, use the Predefined Text icon .